

General

Sureseal Side Access Filter Housings are two-stage units designed to accommodate ASHRAE - rated filters 6 in. to 36 in. in depth. They are factory-assembled flanged units suitable for installation in a duct or attached to an air handling unit. As little as 22-1/2 in. of in-line depth is required with no need for holding frames or fasteners.

Sureseal Housings accommodate prefilters and primary filters of different types and efficiencies. Filters are easily serviced through quick-opening access doors. Factory-gasketed filters, channels and doors assure positive sealing. The efficiency of fully-loaded housings is equal to that of the individual filters.

The recommended system static pressure range for standard housings is - 4.0 in. w.g. to + 3.0 in. w.g. The leakage rate is less than 0.5% of air flow at 6.0 in. w.g. internal static pressure.

Versatility

Sureseal Housings include 2 in. prefilter tracks for Flanders Precisionaire pleated or fiberglass filters. The primary track accommodates Precision Pak bag filters, Superflow V or PrecisionCell or Rigid-Air single header filters. Sureseal units are available in sizes up to 8 ft. high x 12 ft. wide. If large units are not practical to install, smaller units are available with modifications to facilitate stacking.

Construction

Housings are constructed of 16 ga. galvanized steel with upstream and downstream outwardly-turned flanges. Units wider than 4 ft. include intermediate support channels.

Filter tracks are extruded aluminum. The primary track accepts nominal 1 in. thick filter headers and the prefilter track accepts 2 in. or 4 in. thick panel filters. Both tracks are gasketed with replaceable polypropylene pile air seals.

Standard units are 22-1/2 in. deep and are available with optional extensions to accommodate deeper filters. Sureseal Housings can be manufactured to a maximum depth of 44 in. Doors are equipped with 1-1/2 in. positive-sealing knobs made of UV-resistant plastic with corrosion-resistant brass inserts.


Housings are equipped with two access doors that are sealed with neoprene gasketing on the perimeter. Gasketing also seals the filter edge to the door. Construction of the top pan allows rainwater to drain off so that additional weatherproofing is rarely required.

Options

- Double-walled insulation on doors only or on the entire housing
- Flanges to connect with air handlers
- 4 in. thick prefilter track
- Aluminum or 304 stainless steel construction.

Important Features

- Units are constructed of durable 16 ga. galvanized steel.
- "Z" channel support members reinforce all four corners.
- All tracks and doors are fully gasketed.
- Holding frames or fasteners are not required.



Performance Data

Height Code	Overall Flange Height (in.)	Face Velocity FPM	Width Code										
			10W	15W	20W	25W	30W	35W	40W	45W	50W	55W	60W
			Overall Flange Width										
			23-3/8	34-3/4	46-3/4	58-1/8	70-1/8	81-1/2	93-1/2	104-7/8	116-7/8	128-1/4	140-1/4
05H	15	375	750	-	1500	-	2250	-	3000	-	-	-	-
		500	1000	-	2000	-	3000	-	4000	-	-	-	-
		625	1250	-	2500	-	3750	-	5000	-	-	-	-
10H	27	375	1500	2250	3000	3750	4500	5250	6000	6750	7500	8250	9000
		500	2000	3000	4000	5000	6000	7000	8000	9000	10000	11000	12000
		625	2500	3750	5000	6250	7500	8750	10000	11250	12500	13750	15000
15H	39	375	2250	-	4500	-	6750	-	9000	-	11250	-	13500
		500	3000	-	6000	-	9000	-	12000	-	15000	-	18000
		625	3750	-	7500	-	11250	-	15000	-	18750	-	22500
20H	51	375	3000	4500	6000	7500	9000	10500	12000	13500	15000	16500	18000
		500	4000	6000	8000	10000	12000	14000	16000	18000	20000	22000	24000
		625	5000	7500	10000	12500	15000	17500	20000	22500	25000	27500	30000
25H	62-7/8	375	3750	-	7500	-	11250	-	15000	-	18750	-	22500
		500	5000	-	10000	-	15000	-	20000	-	25000	-	30000
		625	6250	-	12500	-	18750	-	25000	-	31250	-	37500
30H	74-7/8	375	4500	6750	9000	11250	13500	15750	18000	20250	22500	24750	27000
		500	6000	9000	12000	15000	18000	21000	24000	27000	30000	33000	36000
		625	7500	11250	15000	18750	22500	26250	30000	33750	37500	41250	45000
35H	86-7/8	375	5250	-	10500	-	15750	-	21000	-	26250	-	31500
		500	7000	-	14000	-	21000	-	28000	-	35000	-	42000
		625	8750	-	17500	-	26250	-	35000	-	43750	-	52500
40H	98-7/8	375	6000	9000	12000	15000	18000	21000	24000	27000	30000	33000	36000
		500	8000	12000	16000	20000	24000	28000	32000	36000	40000	44000	48000
		625	10000	15000	20000	25000	30000	35000	40000	45000	50000	55000	60000

Notes:

1. Height and Width Code: The first numeral represents the number of 24 in. x 24 in. filters high or wide. If 24 in. x 12 in. filters are also used in the height or width, the second numeral is "5".
2. Dimensions are based on using nominal size 24 in. x 24 in. and 24 in. x 12 in. filters. Select filters from capacity charts for Precision Pak bag filters or single-headered PrecisionCell or Rigid-Air filters.
3. For capacities other than those shown, ratio the face velocities.

Model Number Development

Example: The number **SS2-20H30W-X** represents a Sureseal housing with a 2" prefilter tracks, 2 filters high and 3 filters wide. The letter X indicates that special features are required.



Type of housing, which in this case is Sureseal (SS)



Type of prefilter track: 2 (for 2" track for 2" filters) or 4 (for 4" track for 4" filters)

Height and Width code: The first numeral of each section represents the number of 24"x24" filters high or wide. If a 24"x12" filter is used to complete the height or width, the second numeral of section will be "5".


For special features or sizes, end with the suffix "X" and describe them.

Flanders Precisionaire - Foremost in Air Filtration

Engineered Products: 1-800-637-2803 Replacement Products: 1-800-347-2220



A. Extruded aluminum gasketed tracks
 B. Foam gasket on door for sealing filters



Filter Usage and Housing Weight

Height Code	Filters Weight (LB)	Width Code										
		10W	15W	20W	25W	30W	35W	40W	45W	50W	55W	60W
05H	Filters	1C	-	2C	-	3C	--	4C	--	-	-	-
	Weight	50	-	85	-	121	-	145	-	-	-	-
10H	Filters	1A	1A-1C	2A	2A-1C	3A	3A-1C	4A	4A-1C	5A	5A-1C	6A
	Weight	65	82	95	117	133	143	160	173	195	202	213
15H	Filters	1A-1C	--	2A-2C	--	3A-3C	--	4A-4C	--	5A-5C	--	6A-6C
	Weight	83	-	112	-	153	-	180	-	209	-	240
20H	Filters	2A	2A-2C	4A	4A-2C	6A	6A-2C	8A	8A-2C	10A	10A-2C	12A
	Weight	95	104	140	151	175	185	197	214	235	246	257
25H	Filters	2A-1C	--	4A-2C	--	6A-3C	--	8A-4C	--	10A-5C	--	12A-6C
	Weight	120	-	151	-	186	-	210	-	248	-	282
30H	Filters	3A	3A-3C	6A	6A-3C	9A	9A-3C	12A	12A-3C	15A	15A-3C	18A
	Weight	140	162	180	184	195	210	225	253	269	283	300
35H	Filters	3A-1C	--	6A-2C	--	9A-3C	--	12A-4C	--	15A-5C	--	18A-6C
	Weight	160	-	200	-	240	-	273	-	308	-	353
40H	Filters	4A	4A-4C	8A	8A-4C	12A	12A-4C	16A	16A-4C	20A	20A-4C	24A
	Weight	173	200	214	230	245	261	285	315	340	359	383

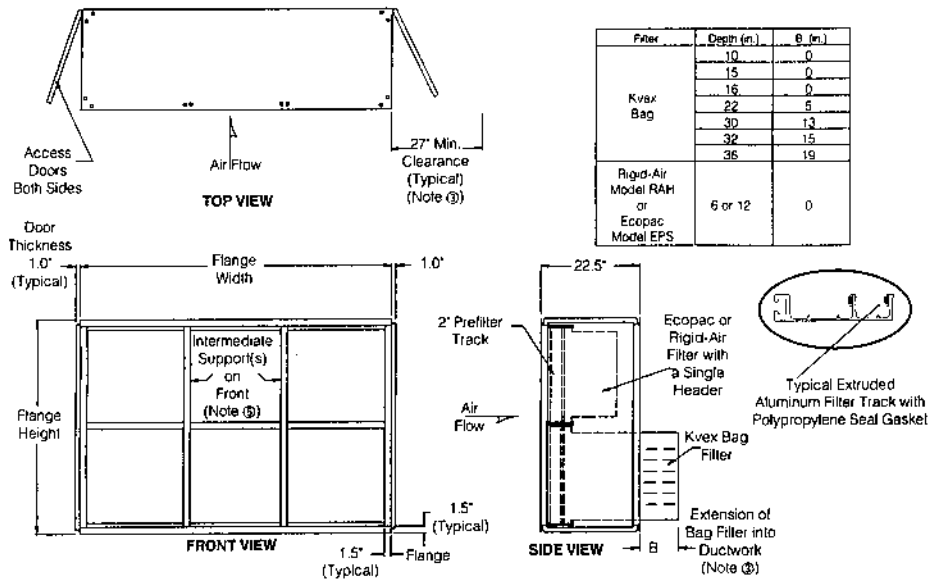
(1) Filters/Weight: Top letter/number combination indicates the number of and nominal face size of filters required to fill the unit. "A" stands for nominal 24" x 24" filter. "C" stands for nominal 24" x 12" filter. Bottom number indicates the approximate weight of the housing EMPTY. Add 6 pounds per PrecisionPak bag filter; 20 pounds per PrecisionCell filter; and 17 pounds per Rigid Air filter, plus 2 pounds per pre-filter to determine approximate weight of housing when loaded with filters.

- Standard housing depth is 22-1/2 inches

Flanders Precisionaire - Foremost in Air Filtration

Engineered Products: 1-800-637-2803

Replacement Products: 1-800-347-2220



Notes:

1. Standard construction in 16 ga. galvanized steel frame and casing, extruded aluminum filter tracks with replaceable polypropylene pile gaskets, neoprene door gaskets and positive-sealing door latches with easy-grip knobs.
2. System static pressure range for standard housings is from -4.0 in. w.g. to +3.0 in. w.g.
3. If 4 in. prefilter tracks are specified, add 2 in. to Dimension B.
4. Allow 27 in. minimum clearance on one or preferably both sides for filter installation.
5. Intermediate support(s) furnished on housings over 4 ft. wide.

Guide Specifications

1.0 Filter Housings

- 1.1 Two stage side access filter housings shall be Sureseal as manufactured by Flanders Precisionaire.
- 1.2 Unit shall be a factory-assembled housing with upstream and downstream outwardly-turned flanges for installation in the ductwork or next to an air handling unit. Housing must be capable of accepting primary filters without the use of holding frames or fasteners.
- 1.3 Housings shall be suitable for operation between -4.0 in. w.g. and +3.0 in. w.g. internal static pressure.
- 1.4 Leakage rate shall not exceed 0.5% of air flow at 6.0 in. w.g. internal static pressure.

2.0 Construction

- 2.1 Housing construction shall be of 16 ga. galvanized steel with "Z" channel vertical support members on

all four corners. Metal-to-metal joints shall be sealed with silicone compound.

- 2.2 Filter track shall be extruded aluminum and incorporate a replaceable polypropylene pile gasket to insure sealing of the filters to the track. Prefilter tracks shall be an integral part of the assembly.
- 2.3 Leakage shall be prevented between filters and access doors by factory-installed polyfoam gasketing on the vertical sides of the primary filters.
- 2.4 Access doors shall have continuous neoprene gasketing on the perimeter and be equipped with positive-pressure adjustable latches and easy-grip knobs.

3.0 Features

- 3.1 Model number and capacities shall be as specified and/or shown on the drawings.
- 3.2 Provide options as specified.

Flanders Precisionaire
Foremost in Air Filtration
Engineered Products: 1-800-637-2803
Replacement Products: 1-800-347-2220

REPRESENTED BY:



The Filtrex Corporation
 Six Riverside Drive
 Baltimore, MD 21221
 410.686.8600
 fax 410.686.8742